

Degrees Conferred (2006-07)

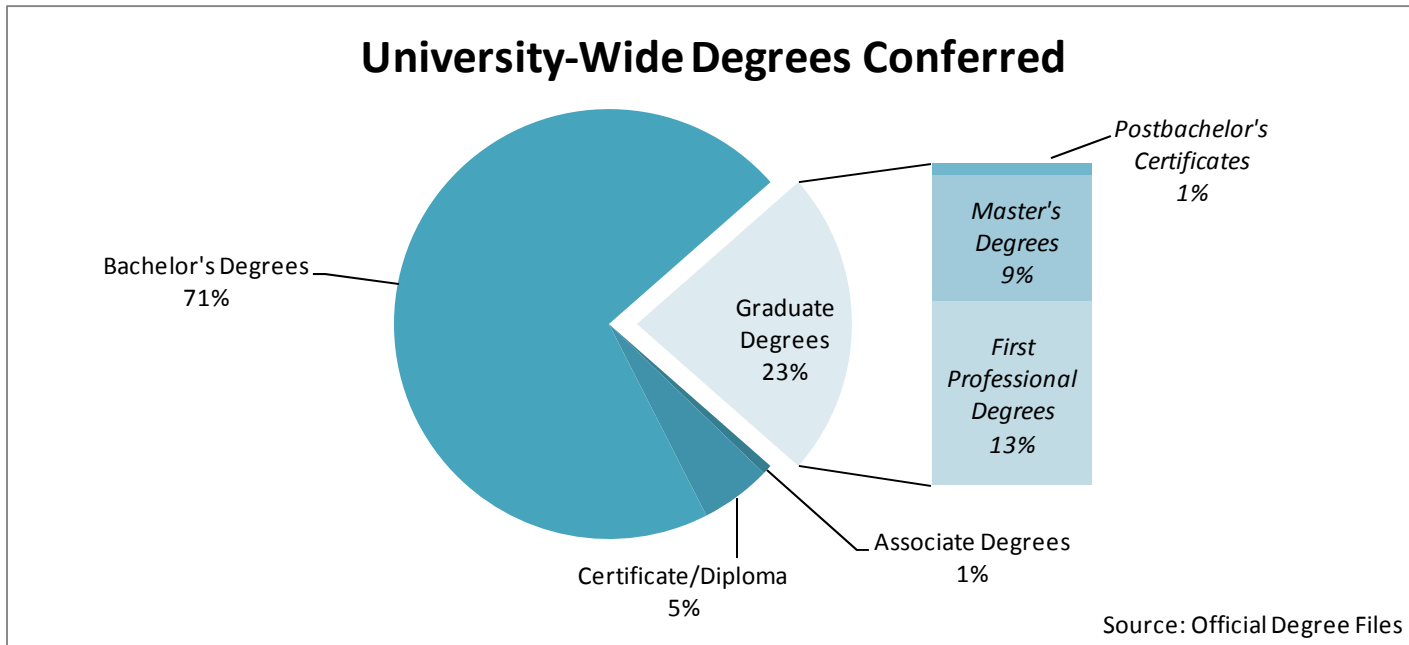
* Dates from July 1, 2006 to June 30, 2007

** These numbers represent the actual number of degrees awarded, not number of individuals, so students may be counted more than once

University-Wide Degrees Conferred

	Arts & Sciences	Business	Leadership Studies	Law	Continuing Studies	Grand Total
Associate Degrees					9	9
Certificate/Diploma					66	66
Bachelor's Degrees	542	216	30		94	882
Postbachelor's Certificates					11	11
Master's Degrees	27	56			28	111
First Professional Degrees				163		163
Grand Total	569	272	30	163	208	1,242

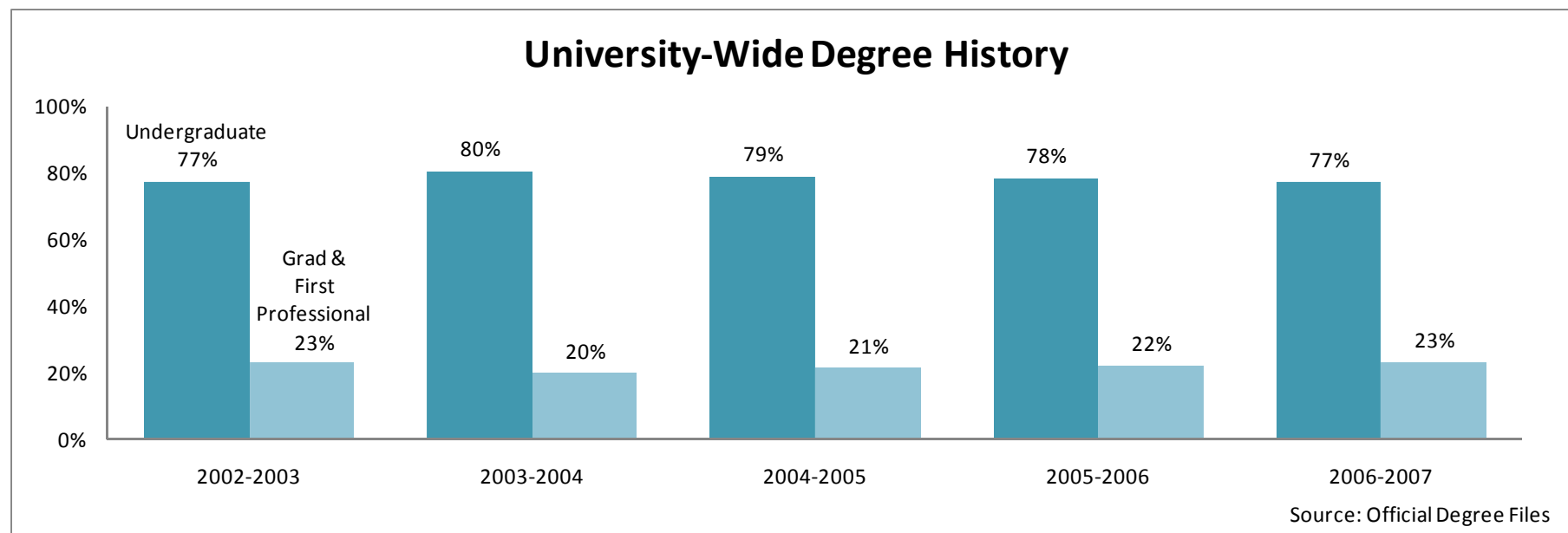
Source: Official Degree Files



University-Wide Degree History

	Undergraduate	Graduate	First Professional	Grand Total
2006-2007	957	122	163	1,242
2005-2006	893	96	152	1,141
2004-2005	935	88	163	1,186
2003-2004	855	62	146	1,063
2002-2003	909	107	163	1,179

Source: Official Degree Files



School of Arts & Sciences

	Undergraduate		Undergraduate	Graduate	Grand Total
	BA	BS	Total	Total	
American Studies	6		6		6
Art History	7		7		7
Biochemistry & Molecular Biol.	2	25	27		27
Biology	10	33	43		43
Chemistry	1	13	14		14
Classical Civilization	1		1		1
Computer Science		3	3		3
Criminal Justice	13		13		13
Economic A&S	21		21		21
English	36		36	4	40
English/German	1		1		1
Environmental Studies	3	2	5		5
French	7		7		7
German Studies	3		3		3
Greek	1		1		1
History	35		35	8	43
Interdisciplinary Physics		1	1		1
Interdisciplinary Studies	4		4		4
International Studies	45		45		45
Journalism	19		19		19

Continued on next page...

...continued from previous page

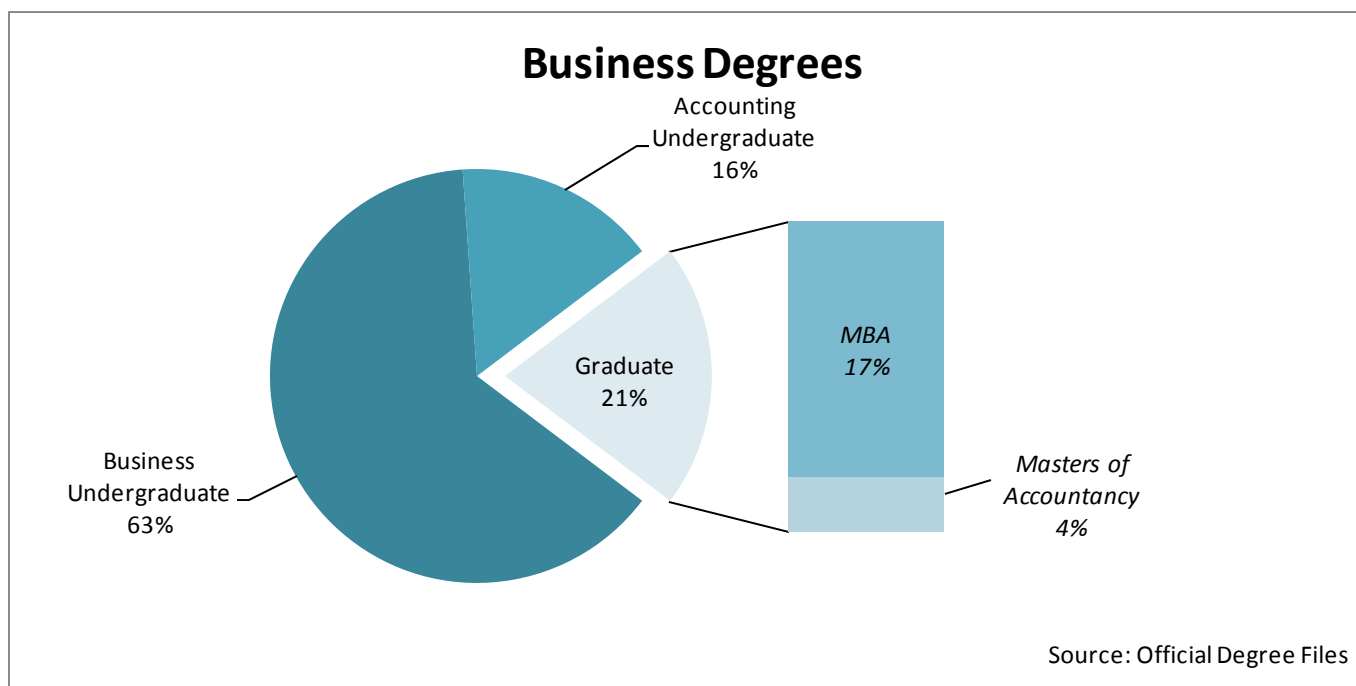
	Undergraduate		Undergraduate	Graduate	Grand Total
	BA	BS	Total	Total	
Latin	4		4		4
Liberal Arts				12	12
Mathematical Economics		2	2		2
Mathematics	3	3	6		6
Music: General	12		12		12
Philosophy	7		7		7
Physics		1	1		1
Political Science	64		64		64
Psychology	39	5	44	3	47
Religion	3		3		3
Rhetoric & Comm Studies	44		44		44
Russian Studies	1		1		1
Sociology	30		30		30
Spanish	17		17		17
Studio Art	5		5		5
Theatre Arts	4		4		4
Urban Practice/Policy	1		1		1
Women/Gender/Sexuality Studies	5		5		5
Grand Total	454	88	542	27	569

Source: Official Degree Files

School of Business

	Undergraduate	Graduate	Grand Total
Accounting	40		40
Accounting-Professional	3		3
Economics	10		10
Business Administration	163	46	209
Masters of Accountancy		10	10
Grand Total	216	56	272

Source: Official Degree Files



School of Continuing Studies

	Undergraduate	Graduate	Grand Total
Associate Degrees	9		9
Human Resource Management	1		1
Information Systems	2		2
Liberal Arts	3		3
Paralegal/Legal Assistant	3		3
Certificate/Diploma	66		66
Human Resource Management	3		3
Information Systems	3		3
Paralegal/Legal Assistant	5		5
Teacher Licensure	55		55
Bachelor's Degrees	94		94
Emergency Services Management	3		3
Human Resource Management	30		30
Information Systems	12		12
Interdisciplinary Studies /LA	19		19
Liberal Arts	25		25
Paralegal/Legal Assistant	5		5
Postbachelor's Certificates		11	11
Disaster Science		5	5
Human Resource Management		6	6
Master's Degrees		28	28
Disaster Science		4	4
Human Resource Management		24	24
Grand Total	169	39	208

Source: Official Degree Files

