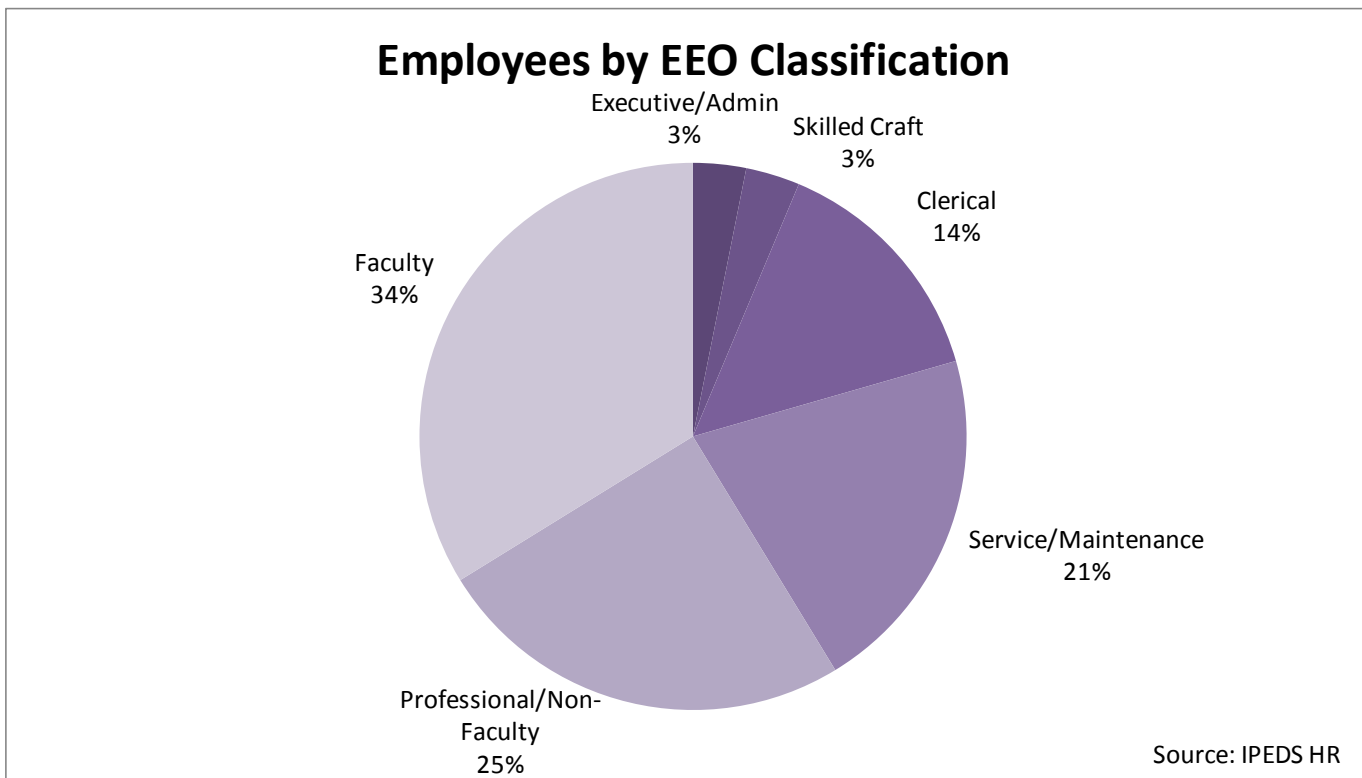


# Faculty & Staff – Fall 2007

## Full-Time/Part-Time Status of Employees by EEO Classification

| Classification           | Full-Time    | Part-Time  | Grand Total  |
|--------------------------|--------------|------------|--------------|
| Faculty                  | 353          | 198        | 551          |
| Executive/Administrative | 50           | 1          | 51           |
| Professional/Non-Faculty | 397          | 9          | 406          |
| Clerical                 | 196          | 36         | 232          |
| Skilled Craft            | 52           | 0          | 52           |
| Service/Maintenance      | 292          | 46         | 338          |
| <b>Grand Total</b>       | <b>1,340</b> | <b>290</b> | <b>1,630</b> |

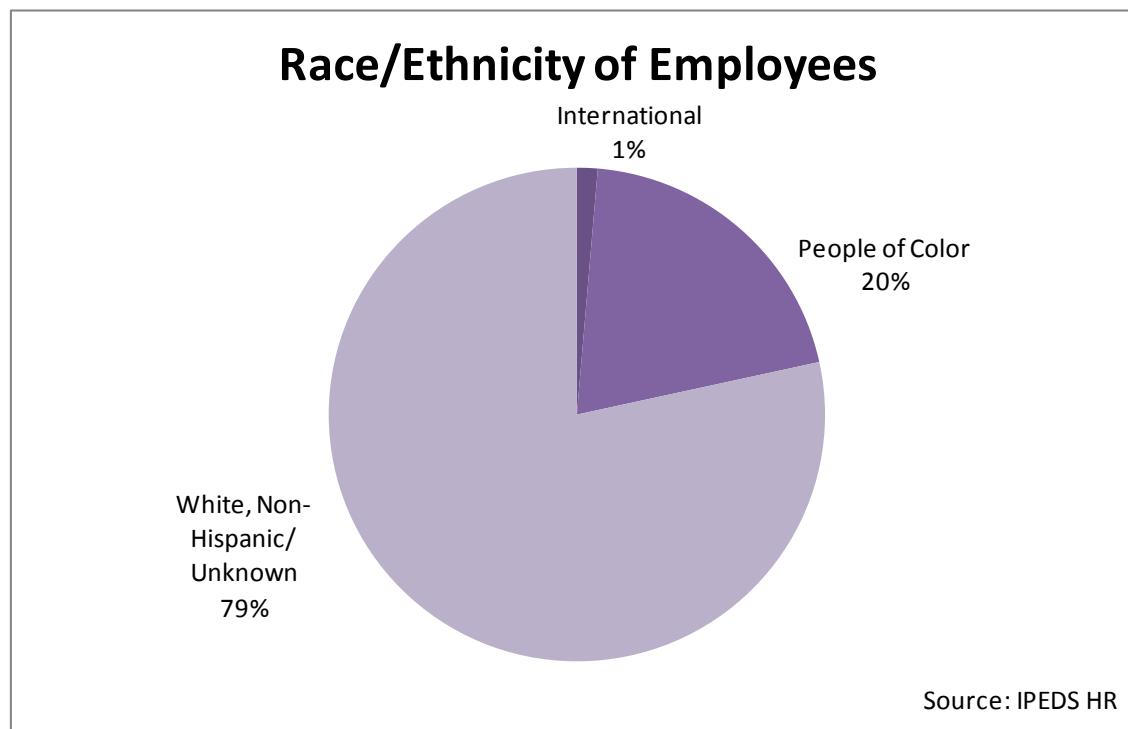
Source: IPEDS HR



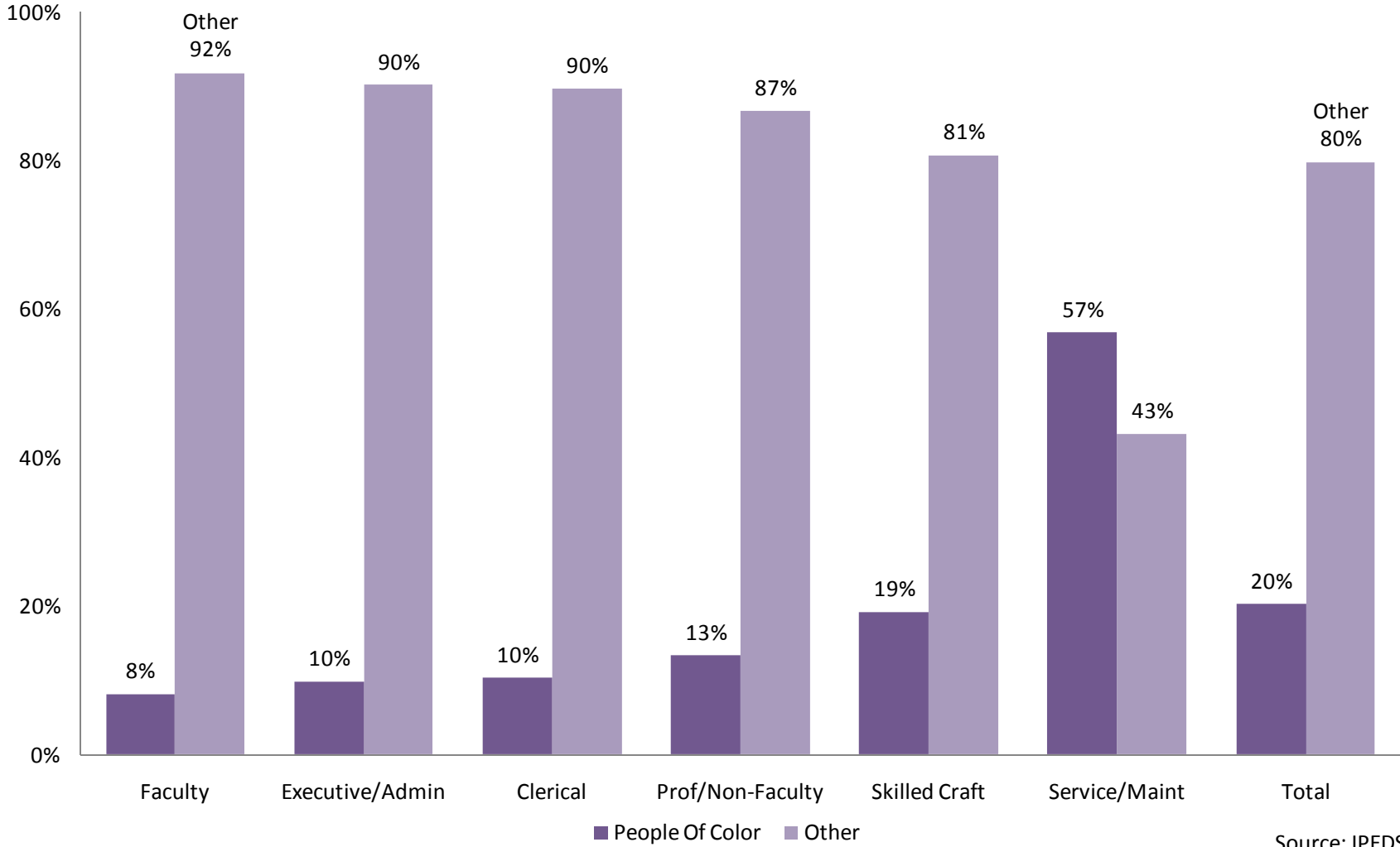
## Race/Ethnicity of Employees by EEO Classification

| Classification           | American                  | Asian/           | Black,       | Hispanic  | White,       | Nonresident | Race/Ethnicity | Grand Total  |
|--------------------------|---------------------------|------------------|--------------|-----------|--------------|-------------|----------------|--------------|
|                          | Indian/<br>Alaskan Native | Pacific Islander | Non-Hispanic |           | Non-Hispanic | Alien       | Unknown        |              |
| Faculty                  | 2                         | 11               | 22           | 10        | 487          | 15          | 4              | 551          |
| Executive/Administrative | 0                         | 1                | 3            | 1         | 46           | 0           | 0              | 51           |
| Clerical                 | 0                         | 2                | 19           | 3         | 208          | 0           | 0              | 232          |
| Professional/Non-Faculty | 1                         | 3                | 49           | 1         | 349          | 2           | 1              | 406          |
| Skilled Craft            | 0                         | 0                | 10           | 0         | 42           | 0           | 0              | 52           |
| Service/Maintenance      | 0                         | 6                | 180          | 6         | 138          | 5           | 3              | 338          |
| <b>Grand Total</b>       | <b>3</b>                  | <b>23</b>        | <b>283</b>   | <b>21</b> | <b>1,270</b> | <b>22</b>   | <b>8</b>       | <b>1,630</b> |

Source: IPEDS HR



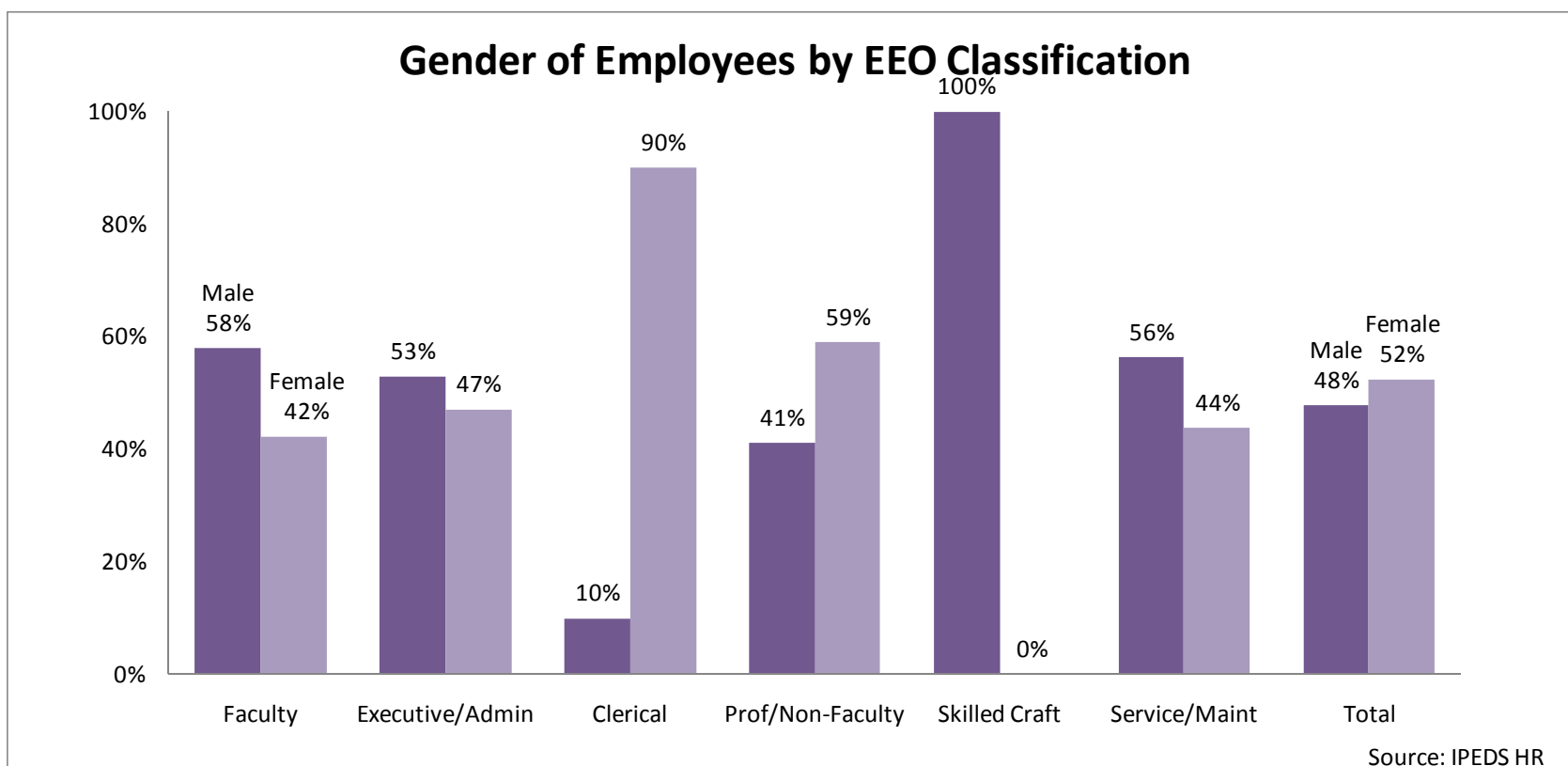
### Race/Ethnicity of Employees by EEO Classification



## Gender of Employees by EEO Classification

| Classification           | Male       | Female     | Grand Total  |
|--------------------------|------------|------------|--------------|
| Faculty                  | 319        | 232        | 551          |
| Executive/Administrative | 27         | 24         | 51           |
| Clerical                 | 23         | 209        | 232          |
| Professional/Non-Faculty | 167        | 239        | 406          |
| Skilled Craft            | 52         | 0          | 52           |
| Service/Maintenance      | 190        | 148        | 338          |
| <b>Grand Total</b>       | <b>778</b> | <b>852</b> | <b>1,630</b> |

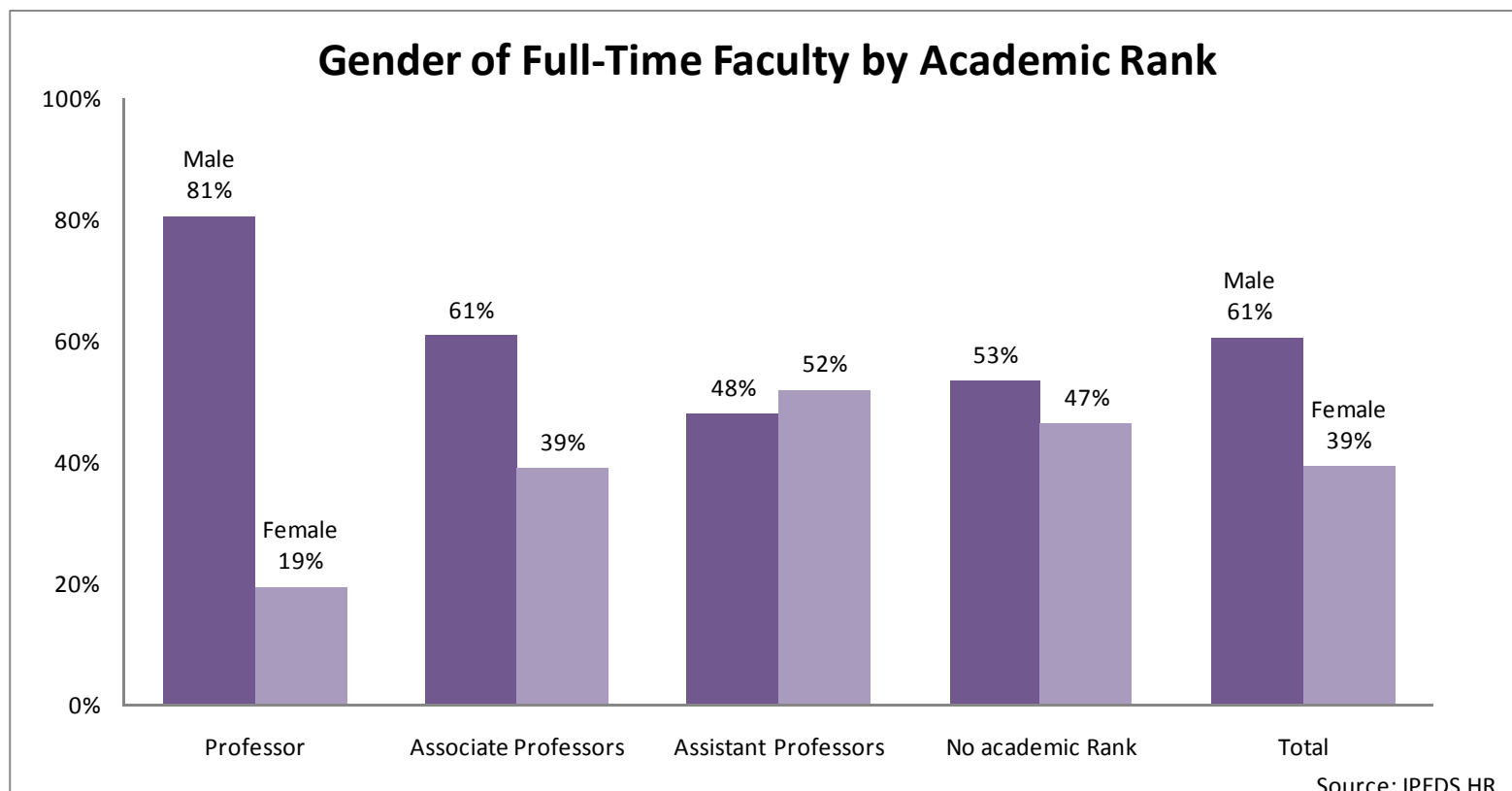
Source: IPEDS HR



## Gender of Full-Time Faculty

| Academic Rank        | Male       | Female     | Grand Total |
|----------------------|------------|------------|-------------|
| Professor            | 62         | 15         | 77          |
| Associate Professors | 70         | 45         | 115         |
| Assistant Professors | 36         | 39         | 75          |
| No academic Rank     | 46         | 40         | 86          |
| <b>Grand Total</b>   | <b>214</b> | <b>139</b> | <b>353</b>  |

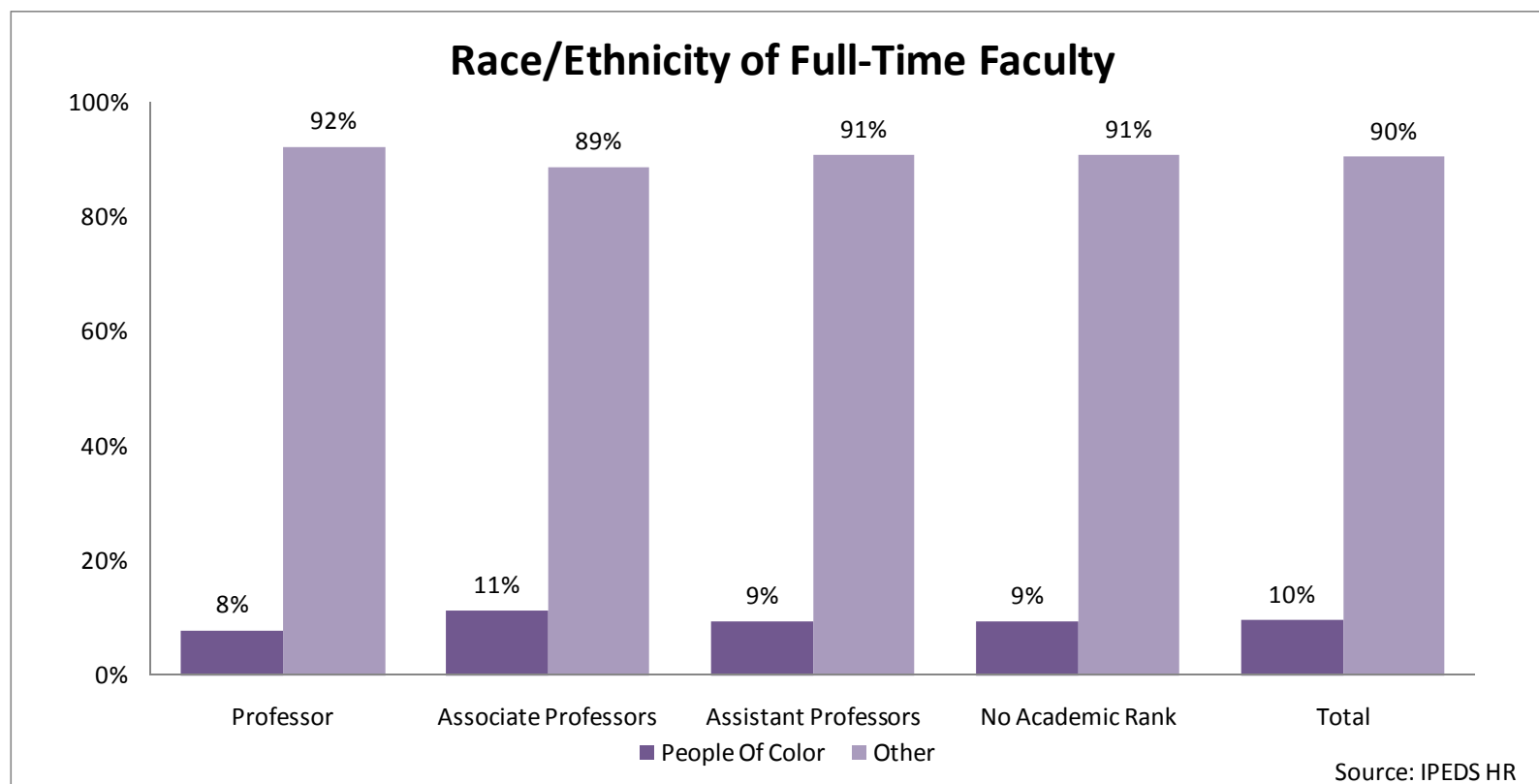
Source: IPEDS HR



## Race/Ethnicity of Full-Time Faculty by Academic Rank

| Academic Rank        | American Indian/<br>Alaskan Native | Asian/<br>Pacific Islander | Black,<br>Non-Hispanic | Hispanic  | White,<br>Non-Hispanic | Nonresident Alien | Race/Ethnicity Unknown | Grand Total |
|----------------------|------------------------------------|----------------------------|------------------------|-----------|------------------------|-------------------|------------------------|-------------|
| Professor            | 0                                  | 1                          | 4                      | 1         | 71                     | 0                 | 0                      | 77          |
| Associate Professors | 0                                  | 1                          | 11                     | 1         | 100                    | 1                 | 1                      | 115         |
| Assistant Professors | 0                                  | 3                          | 0                      | 4         | 58                     | 9                 | 1                      | 75          |
| No academic Rank     | 0                                  | 4                          | 0                      | 4         | 72                     | 5                 | 1                      | 86          |
| <b>Grand Total</b>   | <b>0</b>                           | <b>9</b>                   | <b>15</b>              | <b>10</b> | <b>301</b>             | <b>15</b>         | <b>3</b>               | <b>353</b>  |

Source: IPEDS HR

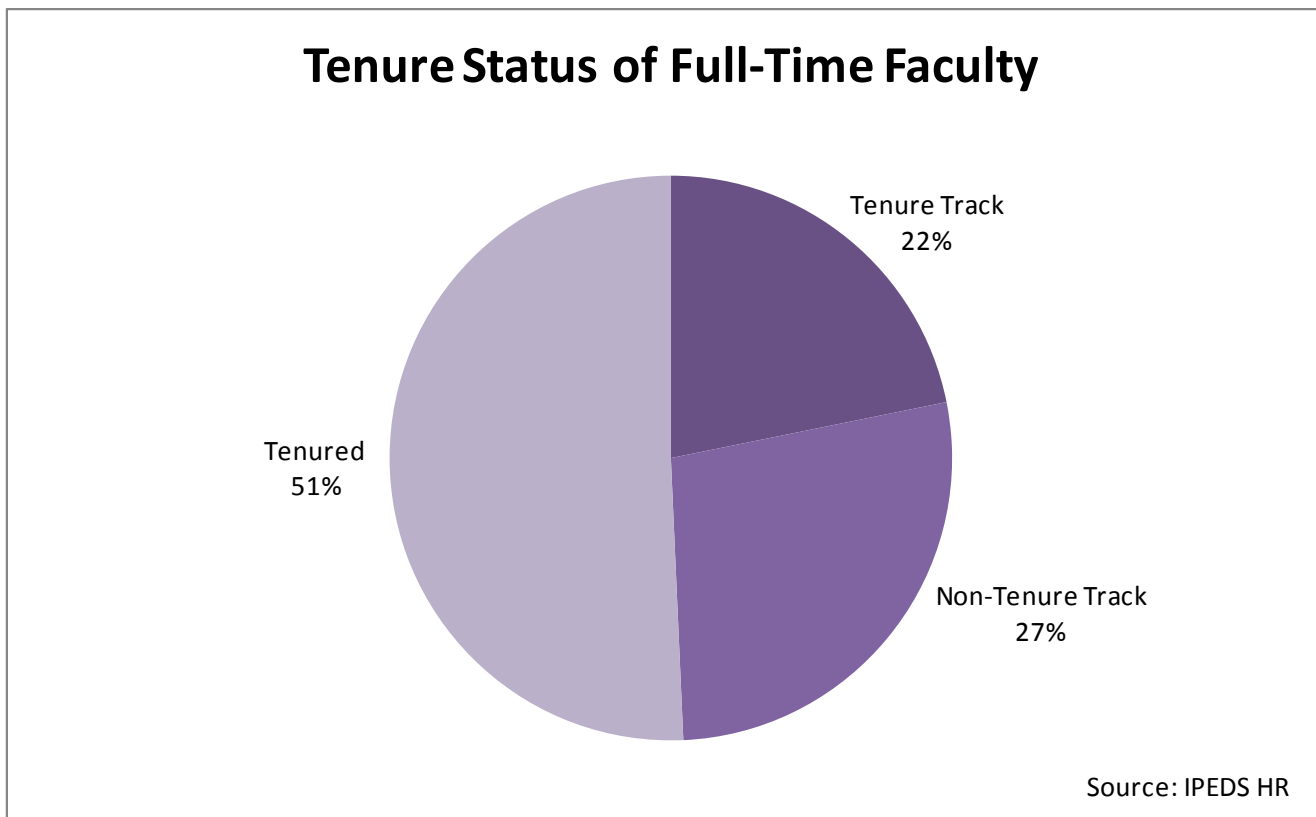


Source: IPEDS HR

## Tenure Status of Full-Time Faculty by Academic Rank

| Academic Rank        | Tenured    | Tenure Track | Non-Tenure |            |
|----------------------|------------|--------------|------------|------------|
|                      |            |              | Track      | Total      |
| Professor            | 76         | 0            | 1          | 77         |
| Associate Professors | 102        | 8            | 5          | 115        |
| Assistant Professors | 1          | 69           | 5          | 75         |
| No academic Rank     | 0          | 0            | 86         | 86         |
| <b>Total</b>         | <b>179</b> | <b>77</b>    | <b>97</b>  | <b>353</b> |

Source: IPEDS HR



Source: IPEDS HR