

# Degrees Conferred (2007-08)

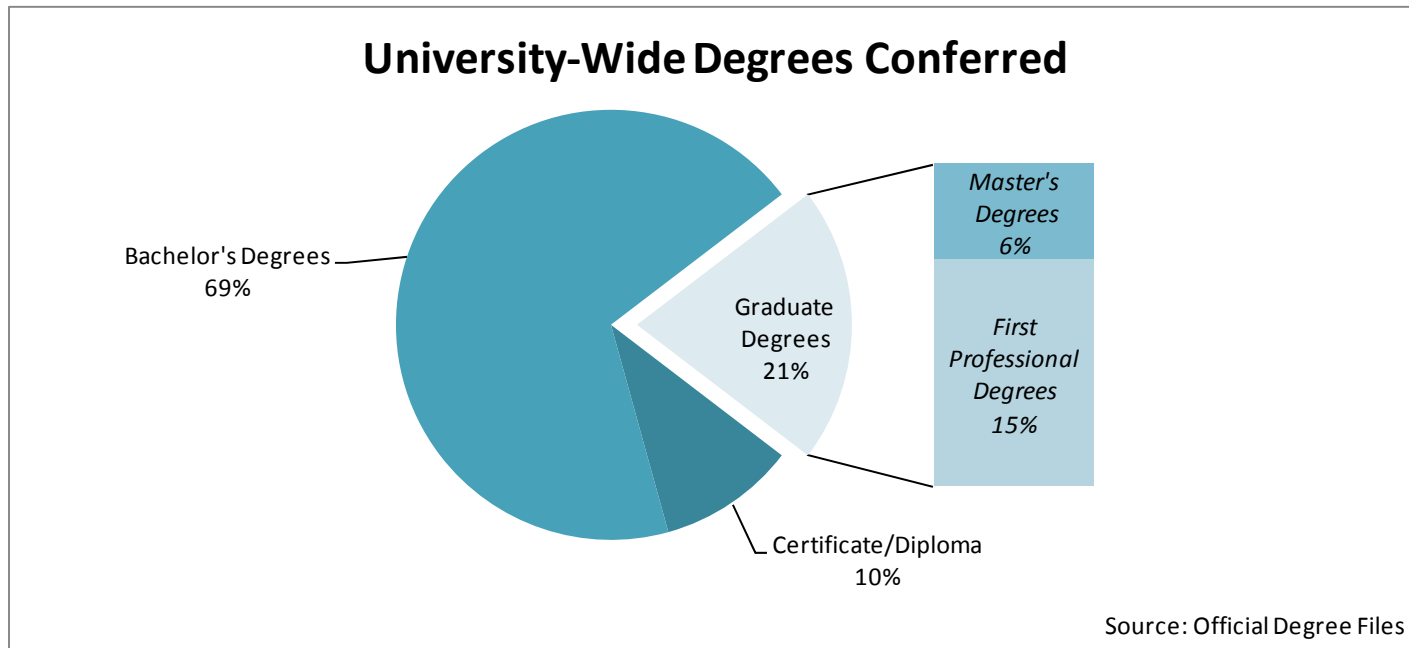
\* Dates from July 1, 2007 to June 30, 2008

\*\* These numbers represent the actual number of degrees awarded, not number of individuals, so students may be counted more than once

## University-Wide Degrees Conferred

	Arts & Sciences	Business	Leadership Studies	Law	Continuing Studies	Grand Total
Associate Degrees					4	4
Certificate/Diploma					119	119
Bachelor's Degrees	479	204	34		77	794
Postbachelor's Certificates					3	3
Master's Degrees	18	31			22	71
First Professional Degrees				168		168
<b>Grand Total</b>	<b>497</b>	<b>235</b>	<b>34</b>	<b>168</b>	<b>225</b>	<b>1,159</b>

Source: Official Degree Files

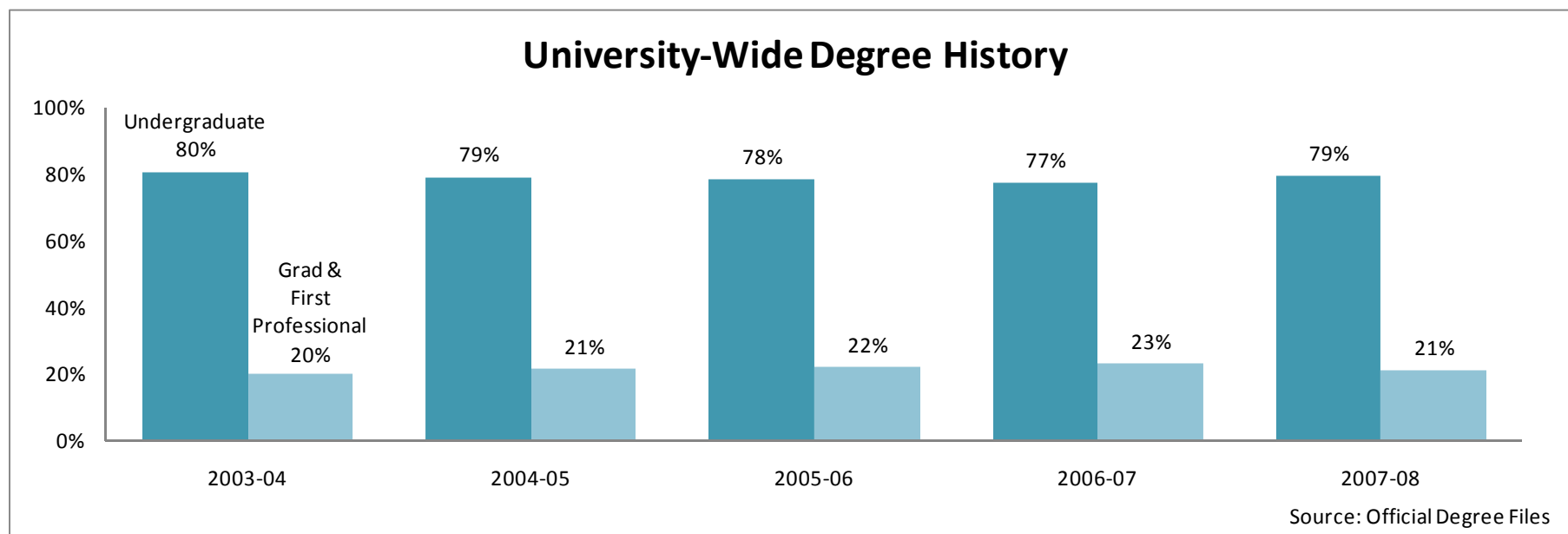


Source: Official Degree Files

## University-Wide Degree History

	Undergraduate	Graduate	First Professional	Grand Total
2007-08	917	74	168	1,159
2006-07	958	122	163	1,243
2005-06	893	96	152	1,141
2004-05	935	88	163	1,186
2003-04	855	62	146	1,063

Source: Official Degree Files



## School of Arts & Sciences

	Undergraduate		Undergraduate Total	Graduate Total	Grand Total
	BA	BS			
American Studies	1		1		1
Art History	4		4		4
Biochemistry & Molecular Biol.		17	17		17
Biology	7	31	38		38
Chemistry	2	6	8		8
Classical Civilization	2		2		2
Computer Science	1	7	8		8
Criminal Justice	11		11		11
Economic A&S	17		17		17
English	34		34	2	36
English/Classics	1		1		1
English/Theatre	1		1		1
Environmental Studies	7		7		7
French	4		4		4
German Studies	1		1		1
Greek	1		1		1
History	39		39	2	41
Interdisciplinary Physics		3	3		3
Interdisciplinary Studies	4	1	5		5
Interdisciplinary Studies /LA	1		1		1
International Studies	46		46		46
Journalism	15		15		15

*Continued on next page...*

...continued from previous page

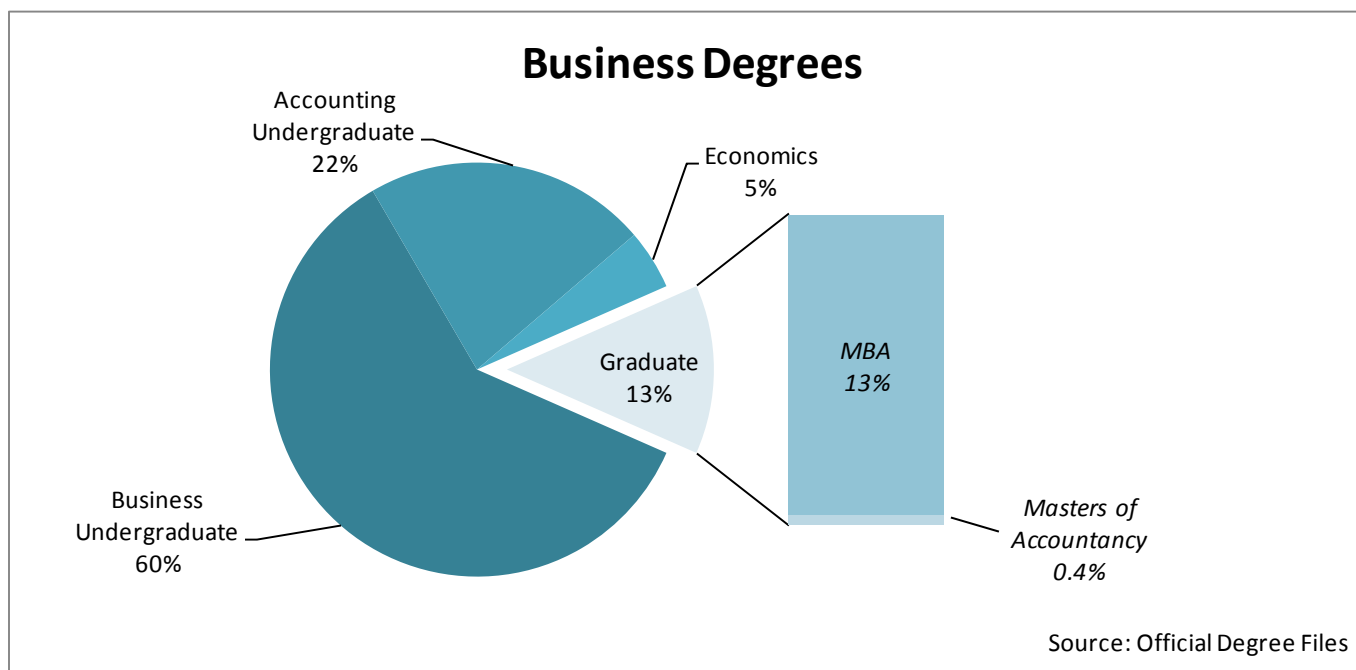
	Undergraduate		Undergraduate Total	Graduate Total	Grand Total
	BA	BS			
Liberal Arts				9	9
Mathematical Economics		4	4		4
Mathematics	3	5	8		8
Music: General	3		3		3
Philosophy	4		4		4
Physics	2	2	4		4
Political Science	61		61		61
Psychology	31	13	44	5	49
Religion	3		3		3
Rhetoric & Comm Studies	35		35		35
Sociology	17		17		17
Spanish	13		13		13
Studio Art	5		5		5
Theatre Arts	7		7		7
Urban Practice/Policy	1		1		1
Women/Gender/Sexuality Studies	4		4		4
<b>Grand Total</b>	<b>388</b>	<b>89</b>	<b>477</b>	<b>18</b>	<b>495</b>

Source: Official Degree Files

## School of Business

	Undergraduate	Graduate	Grand Total
Accounting	52		52
Economics	11		11
Business Administration	141	30	171
Masters of Accountancy		1	1
<b>Grand Total</b>	<b>204</b>	<b>31</b>	<b>235</b>

Source: Official Degree Files



## School of Continuing Studies

	Undergraduate	Graduate	Grand Total
<b>Associate Degrees</b>	<b>4</b>		<b>4</b>
Human Resource Management	1		1
Liberal Arts	2		2
Paralegal/Legal Assistant	1		1
<b>Certificate/Diploma</b>	<b>119</b>		<b>119</b>
Emergency Services Management	1		1
Homeland Defense	1		1
Human Resource Management	7		7
Information Systems	5		5
Leadership Studies	1		1
Liberal Arts	1		1
Paralegal/Legal Assistant	18		18
Teacher Licensure	85		85
<b>Bachelor's Degrees</b>	<b>77</b>		<b>77</b>
Emergency Services Management	1		1
Human Resource Management	27		27
Information Systems	11		11
Interdisciplinary Studies /LA	14		14
Liberal Arts	19		19
Paralegal/Legal Assistant	5		5
<b>Postbachelor's Certificates</b>		<b>3</b>	<b>3</b>
Emergency Services Management		1	1
Human Resource Management		2	2
<b>Master's Degrees</b>		<b>22</b>	<b>22</b>
Disaster Science		1	1
Human Resource Management		21	21
<b>Grand Total</b>	<b>200</b>	<b>25</b>	<b>225</b>

Source: Official Degree Files

